

MEASUREMENT AND CONTROL

# TQ

Split core transformers for  
current measurement

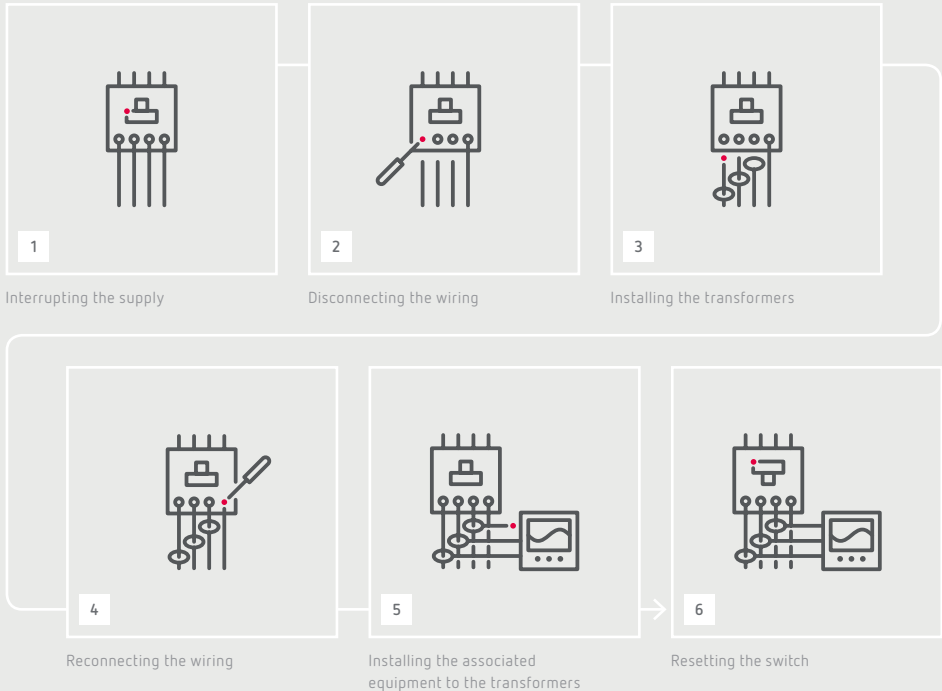
A close-up photograph of a copper busbar assembly. The busbars are made of polished copper and are connected by a vertical copper plate. Two large, silver-colored bolts are visible, securing the connection. The background is blurred, showing more of the busbar structure.

Solution for measurement in  
existing installations

## Troubleshooting in existing installations

The most common way to connect electrical parameters analysis equipment, in existing installations, is to perform an electrical shutdown in order to install the current transformers and take their measurement to a network analyser.

This implies having to schedule an electric shutdown in advance to minimise economic losses:



# TQ

## Transformers for split core current measurement

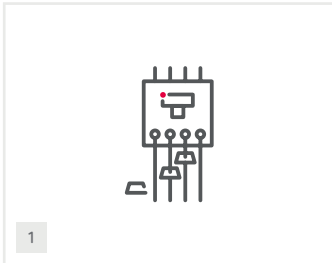
—

### Installation without interruption

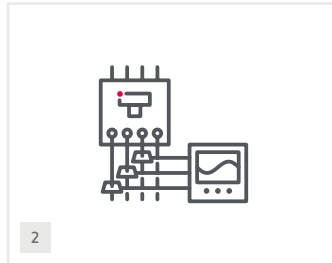
TQ split core transformers are designed for installations already in operation. Their installation in two steps reduces installation difficulties and saves indirect costs, avoiding an electrical disconnection.

—

### Installation in just two steps



Install the split core transformers by opening using the button.




Close the transformer window and connect it to the measuring equipment.

—

### Reduced installation time

- ✓ Without scheduling an electrical shutdown
- ✓ Without stopping production
- ✓ Without having to stop operators' tasks
- ✓ Without handling an existing electrical installation
- ✓ Without disconnecting the electrical conductors
- ✓ Without restarting the production system



### Push button operated

Simple installation with instant opening via push button panel, avoiding the use of removable parts.



### Lightweight and compact

New design reducing its weight and size to facilitate its installation in any electrical panel.



### Versatile

Installation in flat bar, DIN rail or directly in conductors. Incorporating non-metallic pieces to ensure the fastening in busbars with plates.



### Reduced losses

Ideal for installation with any type of device, especially for low consumption electronic equipment.



### Accurate

Ensuring thus the greatest accuracy in measurements connected with any receiver.



### Pre-sealable

Thus avoiding the handling of the electrical connections sealing the terminal block of the current transformer.

## Models



### TQ-6

Primary: 100 A ... 400 A  
Flat bar 20 x 30 mm  
Secondary: / 5A, ... / 1A or ... / 250mA  
Type 0.5 / 1/3




### TQ-8

Primary: 300 A ... 1000 A  
Flat bar 60 x 80 mm  
Secondary: / 5A, ... 1 a /  
/ 1A or ... / 250mA  
Type 0.5 / 1/3

## Technical Features

Electrical features	Frequency	50 / 60 Hz
	Insulation voltage:	3 kV
	Short circuit thermal current <sub>I<sub>th</sub></sub>	60 I <sub>n</sub>
	Dynamic current <sub>I<sub>dyn</sub></sub>	2,5 I <sub>th</sub>
	Accuracy type	See table
	Highest voltage for the material	0,72 kV <sub>ca/cc</sub>
Features Environmental	Working temperature	Thermal class B (130 °C)
	Enclosure	Plastic V0 self-extinguishing
	Safety factor	FS 10
	Sealing secondary terminals	Yes
	Degree of Protection	IP 20 secondary terminals (opc. IP 54)
	Mounted on DIN rail	Yes
Standards	UNE 21031, IEC 61869-2	

## References

Type	TQ-6	TQ-8																																																																																																																																				
Flat	20 x 30 mm	60 x 80 mm																																																																																																																																				
Dimensions																																																																																																																																						
	a: 91 mm b: 80 mm c: 28 mm	a: 141 mm b: 120 mm c: 28 mm																																																																																																																																				
	<table border="1"> <thead> <tr> <th rowspan="2">VA</th> <th colspan="3">Class</th> <th rowspan="2">Code</th> <th colspan="3">Class</th> <th rowspan="2">Code</th> </tr> <tr> <th>0,5</th> <th>1</th> <th>3</th> <th>0,5</th> <th>1</th> <th>3</th> </tr> </thead> <tbody> <tr> <td>A</td> <td></td> <td></td> <td></td> <td></td> <td></td> <td></td> <td></td> <td></td> </tr> <tr> <td>100/5</td> <td>-</td> <td>1</td> <td>2</td> <td>M74023.</td> <td></td> <td></td> <td></td> <td></td> </tr> <tr> <td>150/5</td> <td>-</td> <td>1</td> <td>2</td> <td>M74025.</td> <td></td> <td></td> <td></td> <td></td> </tr> <tr> <td>200/5</td> <td>0,5</td> <td>1</td> <td>2</td> <td>M74026.</td> <td></td> <td></td> <td></td> <td></td> </tr> <tr> <td>250/5</td> <td>0,5</td> <td>1,5</td> <td>2</td> <td>M74027.</td> <td></td> <td></td> <td></td> <td></td> </tr> <tr> <td>300/5</td> <td>0,5</td> <td>1</td> <td>2</td> <td>M74028.</td> <td>1</td> <td>2</td> <td>4</td> <td>M74035.</td> </tr> <tr> <td>400/5</td> <td>1</td> <td>1</td> <td>2</td> <td>M7402A.</td> <td>1,5</td> <td>2</td> <td>4</td> <td>M74037.</td> </tr> <tr> <td>500/5</td> <td></td> <td></td> <td></td> <td></td> <td>3</td> <td>4</td> <td>8</td> <td>M74039.</td> </tr> <tr> <td>600/5</td> <td></td> <td></td> <td></td> <td></td> <td>3</td> <td>4</td> <td>8</td> <td>M7403B.</td> </tr> <tr> <td>700/5</td> <td></td> <td></td> <td></td> <td></td> <td>3</td> <td>4</td> <td>8</td> <td>M7403D.</td> </tr> <tr> <td>750/5</td> <td></td> <td></td> <td></td> <td></td> <td>5</td> <td>8</td> <td>16</td> <td>M7403E.</td> </tr> <tr> <td>800/5</td> <td></td> <td></td> <td></td> <td></td> <td>5</td> <td>8</td> <td>16</td> <td>M7403F.</td> </tr> <tr> <td>1000/5</td> <td></td> <td></td> <td></td> <td></td> <td>5</td> <td>8</td> <td>16</td> <td>M7403I.</td> </tr> </tbody> </table>	VA	Class			Code	Class			Code	0,5	1	3	0,5	1	3	A									100/5	-	1	2	M74023.					150/5	-	1	2	M74025.					200/5	0,5	1	2	M74026.					250/5	0,5	1,5	2	M74027.					300/5	0,5	1	2	M74028.	1	2	4	M74035.	400/5	1	1	2	M7402A.	1,5	2	4	M74037.	500/5					3	4	8	M74039.	600/5					3	4	8	M7403B.	700/5					3	4	8	M7403D.	750/5					5	8	16	M7403E.	800/5					5	8	16	M7403F.	1000/5					5	8	16	M7403I.	
VA	Class			Code	Class			Code																																																																																																																														
	0,5	1	3		0,5	1	3																																																																																																																															
A																																																																																																																																						
100/5	-	1	2	M74023.																																																																																																																																		
150/5	-	1	2	M74025.																																																																																																																																		
200/5	0,5	1	2	M74026.																																																																																																																																		
250/5	0,5	1,5	2	M74027.																																																																																																																																		
300/5	0,5	1	2	M74028.	1	2	4	M74035.																																																																																																																														
400/5	1	1	2	M7402A.	1,5	2	4	M74037.																																																																																																																														
500/5					3	4	8	M74039.																																																																																																																														
600/5					3	4	8	M7403B.																																																																																																																														
700/5					3	4	8	M7403D.																																																																																																																														
750/5					5	8	16	M7403E.																																																																																																																														
800/5					5	8	16	M7403F.																																																																																																																														
1000/5					5	8	16	M7403I.																																																																																																																														

## Codification table

M 7 4 0 X X 00	X
	↑
	Standard (.../5A) 0
Secondary	.../1A 1
	.../250mA A

**Circutor**

Vial Sant Jordi, s/n  
08232 Viladecavalls  
Barcelona (Spain)  
t. +34. 93 745 29 00  
info@circutor.com

CIRCUTOR, SA reserves the right to modify  
any information contained in this catalogue.