

# SVG 30

## Static Var Generator



SVG-3WF-30k-480  
SVG 30 kVAr with EMI filter

### Description

**SVG** Static Var Generator are the most accurate reactive power compensation solution, for both unbalanced three-phase systems and facilities with inductive and capacitive reactive power. It can be used in three-phase industrial, commercial or service installations and is not affected by the harmonics of the installation. A system with greater safety and very little maintenance.

The following features and functions are implemented:

- Unit reactive power compensation capacity (inductive/capacitive) of 30 kVAr.
- Small wall-mounted cabinet. Its compact dimensions make it easy to install.
- Voltage and frequency multi-range (50/60 Hz)
- Immunity to harmonic currents.
- $\cos\phi$  range of 0.7 inductive...1...0.7 capacitive.
- Online operation monitoring

If higher power factor correction capacities are required, up to 100 units can be connected in parallel.

### Application

The perfect solution for individual loads or facilities with a large number of single-phase or three-phase loads, both inductive and capacitive. Also for facilities where the load fluctuates over short periods of time. For example, loads from bridge cranes, welding kits, lifts, drilling/grinding operations, and data centres.

### Technical features

<b>Network voltage</b>	Voltage	230 - 480 V phase-phase +/- 10%
	Frequency	50/60Hz +/- 5%
	Maximum THDv	25%
<b>Power</b>		<b>SVG-3WS-30k-480 /</b> <b>SVG-3WF-30k-480</b>
	Maximum consumption	1050 W
	Maximum reactive power	30 kVAr
	Maximum current (phase)	44 Arms
<b>Current measurement</b>	Type	3 or 2x transformer: 5/5A ... 5000/5A Class 1 or higher (0.5 – 0.2- 0.2S) Frequency response up to 2500 Hz / 3000 Hz (60 Hz)
	Consumption	1.5 VA per transformer

# SVG 30

## Static Var Generator

<b>Features</b>	Power factor correction	Adjustable, target 0.7 inductive...0.7 capacitive
	Parallel installation	<ul style="list-style-type: none"> <li>•Up to 100 units with different gauges</li> <li>•Connection of CTs, only to the "master " unit</li> <li>•Advanced processing algorithm:               <ul style="list-style-type: none"> <li>•Maximisation of the working life of units (alternating unit operation).</li> <li>•Maximisation of the operating efficiency (only required filters are activated).</li> <li>•Allows redundancy (system operation in the event of unit failure).</li> </ul> </li> </ul>
	User interface	Colour 3.5" touch screen Web server and datalogger
	RS-485	Modbus RTU 9600 Stop 1 Parity None
	Ethernet	TCP/IP Modbus TCP
<b>Installation</b>	Installation category	CAT III 300V
	Pollution degree	2
	Operating temperature	-10°C...45°C
	Storage temperature	-20°C...50°C
	Relative humidity	0...95% (without condensation)
	Maximum altitude	2000 m
	Degree of protection	IP20
<b>Connection</b>	Grid	<b>SVG</b> without EMI filter: M6 Ring terminal. Maximum ring width 12 mm Tightening torque 2.2-2.4 Nm <b>SVG</b> with EMI filter: with 5 mm <sup>2</sup> end sleeve with tightening torque of 1.5-1.8 Nm
	CTs	6-pole connector. Maximum conductor cross-section 2.5 mm <sup>2</sup> . Tightening torque 0.5-0.6 Nm
	RS-485	3-pole connector. Maximum conductor cross-section 2.5 mm <sup>2</sup> . Tightening torque 0.5-0.6 Nm
	Ethernet	RJ45
<b>Build features</b>	Dimensions	<b>SVG-3WS-30k-480</b> 435 x 600 x 257 (width x height x depth) <b>SVG-3WF-30k-480</b> 435 x 705 x 257 (width x height x depth)
	Weight	31 kg
	Noise	65 dBA
<b>Standards</b>	EN 62477-1:2012, EN 55011:2011, EN 61000-6-2:2006, EN 61000-6-4:2007, IEC 61439-1:2011	

### References

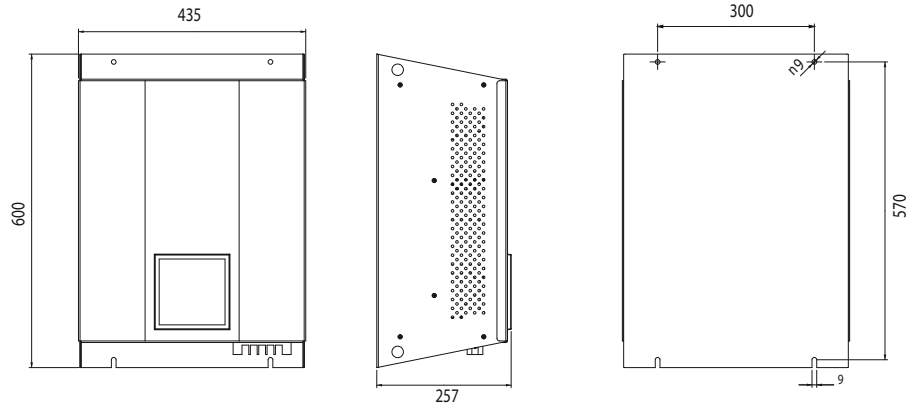
Type	Code	Phase current (A)	Total reactive power (kVAr)	EMI filter
<b>SVG-3WS-30k-480</b>	R7NSTB	44	30	—
<b>SVG-3WF-30k-480</b>	R7NST3	44	30	•

# SVG 30

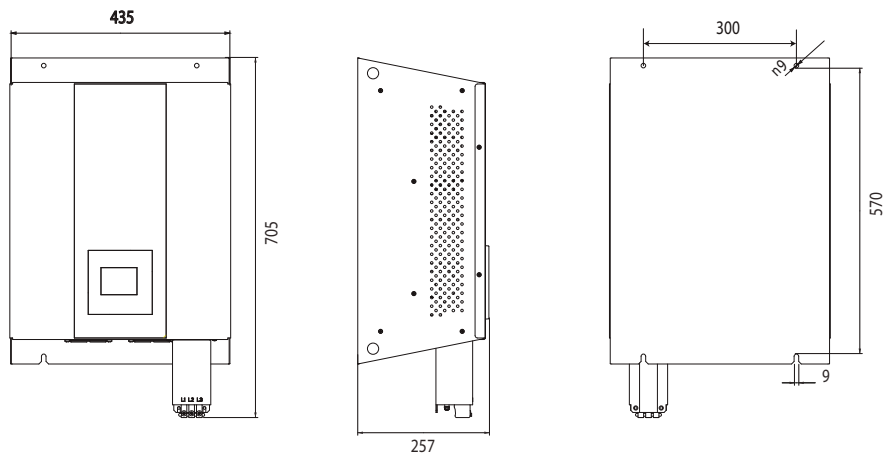
## Static Var Generator

### Dimensions

SVG 30 kVA (WS)

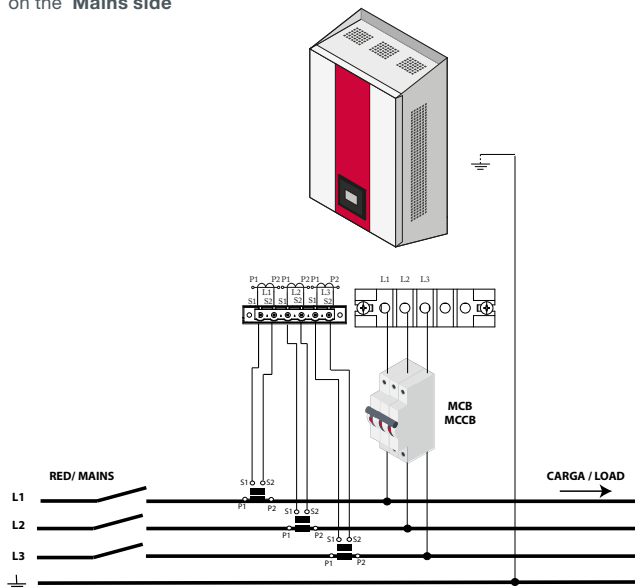


SVG 30 kVA with EMI filter (WF)



### Connections

Three-phase measuring with 3-wire connection and current measurement on the **Mains side**



Three-phase measuring with 3-wire connection and current measurement on the **Load side**

